



Devices Requirements

High Level Conformance Requirements

Version 2.0

2017-08-23

[DEVREQS]

NFC Forum™

RESTRICTIONS ON USE

This document is copyright © 2010-2017 by the NFC Forum, and is made available subject to the following terms:

1. You may, without charge, copy (for internal purposes only) and share this document with your members, employees, and (to the extent related to the use of this document on your behalf) consultants. You may not modify or create derivative works of this document for external distribution.
2. THIS DOCUMENT IS PROVIDED “AS IS”, WITHOUT WARRANTY OF ANY KIND, EXPRESS OR IMPLIED, INCLUDING BUT NOT LIMITED TO WARRANTIES OF MERCHANTABILITY, FITNESS FOR A PARTICULAR PURPOSE, ACCURACY, COMPLETENESS AND NONINFRINGEMENT OF THIRD PARTY RIGHTS. IN NO EVENT SHALL NFC FORUM, ITS MEMBERS OR ITS CONTRIBUTORS BE LIABLE FOR ANY CLAIM, OR ANY DIRECT, SPECIAL, INDIRECT OR CONSEQUENTIAL DAMAGES, OR ANY DAMAGES WHATSOEVER RESULTING FROM LOSS OF USE, DATA OR PROFITS, WHETHER IN AN ACTION OF CONTRACT, NEGLIGENCE OR OTHER TORTIOUS ACTION, ARISING OUT OF OR IN CONNECTION WITH THE USE OF THIS DOCUMENT.

NFC Forum, Inc.
401 Edgewater Place, Suite 600
Wakefield, MA, USA 01880

Contents

- 1 Overview4**
 - 1.1 Objectives 4
 - 1.2 Applicable Documents or References 4
 - 1.3 Administration 6
 - 1.4 Name and Logo Usage 6
 - 1.5 Intellectual Property 7
 - 1.6 Special Word Usage 7
 - 1.7 Abbreviations 7
 - 1.8 Glossary 7
- 2 Technology Definitions8**
- 3 NFC Forum Devices9**
- 4 Interoperability Modules12**
 - 4.1 Interoperability Modules Overview 12
 - 4.1.1 Reader/Writer Module 12
 - 4.1.2 Initiator Module 12
 - 4.1.3 Target Module..... 12
 - 4.1.4 Type 3 Tag Platform 13
 - 4.1.5 Type 4A Tag Platform 13
 - 4.1.6 Type 4B Tag Platform 13
 - 4.1.7 Type 2 Tag Module..... 13
 - 4.1.8 Type 3 Tag Module..... 13
 - 4.1.9 Type 4A Tag Module..... 13
 - 4.1.10 Type 4B Tag Module..... 13
 - 4.1.11 Type 5 Tag Module..... 13
 - 4.2 Interoperability of Modules 13
 - 4.3 Requirements to Modules Mapping 15
- 5 NFC Forum Requirements21**
 - 5.1 Requirements Terms..... 22
 - 5.2 RF Requirements 24
 - 5.3 Requirements for NFC Forum Peer Mode 25
 - 5.4 Requirements for NFC Forum Reader/Writer Mode..... 26
 - 5.5 Requirements for NFC Forum Tag Platform and Module 28
 - 5.6 Requirements for NFC Forum Type 2 Tag Module 29
 - 5.7 Requirements for NFC Forum Type 3 Tag Module 30
 - 5.8 Requirements for NFC Forum Type 4A and 4B Tag Modules 31
 - 5.9 Requirements for NFC Forum Type 5 Tag Module 32
 - 5.10 Tag Performance Requirements 33
 - 5.11 Requirements for NFC Forum Certification..... 34
- A. Specification Cross Reference35**
- B. Use Cases39**
 - B.1 NFC Forum Communication Use Cases 39
 - B.2 Legacy Communication Use Cases 41
- C. NFC Forum Architecture43**
 - C.1 NFC Forum Device 43
 - C.1.1 NFC Universal Device..... 43

| | | |
|-----------|--|-----------|
| C.1.2 | NFC Reader Device | 43 |
| C.1.3 | NFC Tag Device | 44 |
| C.2 | NFC Forum Protocol Stack | 45 |
| C.2.1 | L1 and L2 - Analog and Digital Protocol Layers | 46 |
| C.2.2 | L2 - Logical Link Control Protocol | 47 |
| C.2.3 | L4 and Up – Type X Tag Operation | 47 |
| C.2.4 | L4 and Up – NDEF and RTDs..... | 47 |
| C.2.5 | Protocol Partitioning | 47 |
| C.3 | Operation Modes | 48 |
| C.3.1 | NFC Forum Peer Mode..... | 48 |
| C.3.2 | NFC Forum Reader/Writer Mode..... | 49 |
| C.3.3 | NFC Forum Card Emulation Mode | 50 |
| C.4 | Device Architecture..... | 51 |
| C.4.1 | Polling Architecture | 52 |
| C.4.2 | Listening Architecture | 53 |
| D. | Revision History | 55 |

Figures

| | |
|--|----|
| Figure 1: Conventions for Use Case Diagrams | 39 |
| Figure 2: Two NFC Forum Devices Communicating in NFC Forum Peer Mode | 40 |
| Figure 3: NFC Forum Device in NFC Forum Reader/Writer Mode Communicating with an NFC Forum Tag | 40 |
| Figure 4: NFC Forum Device in NFC Forum Reader/Writer Mode Communicating with an NFC Forum Device in NFC Forum Card Emulation Mode | 41 |
| Figure 5: NFC Forum Device in NFC Forum Reader/Writer Mode Communicating with a SC.. | 41 |
| Figure 6: NFC Forum Device in NFC Forum Reader/Writer Mode Communicating with an NFC Forum Device Emulating a SC..... | 42 |
| Figure 7: Reader/Writer Terminal and NFC Forum Device Emulating a SC | 42 |

Tables

| | |
|---|----|
| Table 1: Abbreviations | 7 |
| Table 2: NFC Forum Devices to interoperability module mapping | 10 |
| Table 3: NFC Forum Device interoperability..... | 11 |
| Table 4: Modules - Interoperability..... | 14 |
| Table 5: NFC Forum Interoperability Modules..... | 15 |
| Table 6: Requirements Terms | 22 |
| Table 7: RF Requirements..... | 24 |
| Table 8: Requirements for NFC Forum Peer Mode | 25 |
| Table 9: Requirements for NFC Forum Reader/Writer Mode | 26 |
| Table 10: Requirements for NFC Forum Tag Platform and Module | 28 |
| Table 11: Requirements for NFC Forum Type 2 Tag Module..... | 29 |
| Table 12: Requirements for NFC Forum Type 3 Tag Module and Platform | 30 |
| Table 13: Requirements for NFC Forum Type 4A and 4B Tag Modules | 31 |
| Table 14: Requirements for NFC Forum Type 5 Tag Module..... | 32 |
| Table 15: Tag Performance Requirements | 33 |
| Table 16: Test Requirements..... | 34 |
| Table 17: Cross Reference..... | 35 |
| Table 18: OSI Protocol Stack Mapping..... | 46 |
| Table 19: Revision History..... | 55 |

1 Overview

The NFC Forum publishes a set of technical specifications for Near Field Communications technology. The purpose of this document is to define which high level features of the NFC Forum specifications are necessary to be implemented by a device for it to be eligible to receive the NFC Forum Certification Mark. These high level features are identified as requirements (marked by ‘SHALL’ statements) in this document.

1.1 Objectives

The objective of this requirements document is to specify the sets of functionalities and features that need to be supported by NFC-Forum-compliant devices to ensure basic interoperability. The term “basic interoperability” requires conformance to the specifications listed in Section 1.2.

1.2 Applicable Documents or References

The documents listed below contain provisions that are referenced in this specification. Unless a publication date is explicitly stated, the latest version of each document, including all published amendments, applies.

| | |
|-----------------|---|
| [ACTIVITY_V1.1] | NFC Activity Technical Specification, Version 1.1, NFC Forum |
| [ACTIVITY_V2.0] | NFC Activity Technical Specification, Version 2.0, NFC Forum |
| [ANALOG] | NFC Analog Technical Specification, Version 2.0, NFC Forum |
| [DIGITAL_V1.1] | NFC Digital Protocol Technical Specification, Version 1.1, NFC Forum |
| [DIGITAL_V2.0] | NFC Digital Protocol Technical Specification, Version 2.0, NFC Forum |
| [GLOSS_CC] | Compliance Committee Glossary (available at http://nfc-forum.org) NFC Forum |
| [GLOSS_TC] | Technical Acronyms and Glossary NFC Forum |
| [DEVINFO] | Device Information Record Type Definition Technical Specification NFC Forum |
| [DTA] | Device Test Application Specification, Version 2.2.01, NFC Forum |

| | |
|---------------|---|
| [LLCP] | NFC Logical Link Control Protocol (LLCP) Technical Specification, Version 1.2, NFC Forum |
| [NCI] | NFC Controller Interface Technical Specification NFC Forum |
| [NDEF] | NFC Data Exchange Format (NDEF) Technical Specification, Version 1.0, NFC Forum |
| [PERF] | Tag Performance Requirements Version 1.0, NFC Forum |
| [RFC2119] | Key words for use in RFCs to Indicate Requirement Levels, RFC 2119, S. Bradner, March 1997, Internet Engineering Task Force |
| [RTD] | NFC Record Type Definition, Technical Specification, Version 1.0, NFC Forum |
| [SNEP] | NFC Simple NDEF Exchange Protocol (SNEP) Technical Specification, Version 1.0, NFC Forum |
| [SIGNATURE] | Signature Record Type Definition Technical Specification NFC Forum |
| [SMARTPOSTER] | Smart Poster Record Type Definition Technical Specification NFC Forum |
| [T1T] | NFC Forum Type 1 Tag Specification Technical Specification, Version 1.0, NFC Forum |
| [T2T] | NFC Forum Type 2 Tag Specification Technical Specification, Version 1.0, NFC Forum |
| [T3T] | NFC Forum Type 3 Tag Specification Technical Specification, Version 1.0, NFC Forum |
| [T4T] | NFC Forum Type 4 Tag Specification Technical Specification, Version 1.0, NFC Forum |

| | |
|--------|---|
| [T5T] | NFC Forum Type 5 Tag Specification Technical Specification, Version 1.0, NFC Forum |
| [TEXT] | Text Record Type Definition Technical Specification, NFC Forum |
| [URI] | Universal Resource Identifier (URI) Record Type Definition Technical Specification, NFC Forum |
| [VERB] | Verb Record Type Definition Technical Specification, NFC Forum |

If the manufacturer decides to implement a device based on a newer version of the NFC Forum specifications, that device remains eligible to receive NFC Forum Certification, assuming the manufacturer confirms functional compliance of the device to the specifications listed above. This confirmation is given as part of the application for NFC Forum Certification for the device.

1.3 Administration

This document is supported by the Near Field Communication Forum, Inc., located at:

401 Edgewater Place, Suite 600
Wakefield, MA, 01880

Tel.: +1 781-876-8955

Fax: +1 781-610-9864

<http://www.nfc-forum.org/>

The NFC Forum, Inc. maintains this document.

1.4 Name and Logo Usage

The Near Field Communication Forum's policy regarding the use of the trademarks NFC Forum and the NFC Forum logo is as follows:

- Any company MAY claim compatibility with the authorized version of an NFC Forum specification, whether a member of the NFC Forum or not.
- Permission to use the NFC Forum logo is automatically granted to designated members only as stipulated on the most recent Membership Benefits list, during the period of time for which their membership dues are paid.
- Member's distributors and sales representatives MAY use the NFC Forum logo in promoting member's products sold under the name of the member.
- The logo SHALL be printed in black or in color as illustrated on the Logo Page that is available from the NFC Forum at the address above. The aspect ratio of the logo SHALL be maintained, but the size MAY be varied. Nothing MAY be added to or deleted from the logo.
- Since the NFC Forum name is a trademark of the Near Field Communication Forum, the following statement SHALL be included in all published literature and advertising material in which the name or logo appears:

NFC Forum and the NFC Forum logo are trademarks of the Near Field Communication Forum.

1.5 Intellectual Property

This document conforms to the Intellectual Property guidelines specified in the NFC Forum's *Intellectual Property Rights Policy* (<http://nfc-forum.org/wp-content/uploads/2013/11/NFC-Forum-IPR-Policy.pdf>), as outlined in the NFC Forum *Rules of Procedure* (<http://nfc-forum.org/wp-content/uploads/2013/11/NFC-Forum-Rules-of-Procedure.pdf>).

1.6 Special Word Usage

The key words “SHALL”, “SHALL NOT”, “SHOULD”, “SHOULD NOT”, and “MAY” in this document, with the exception of the RESTRICTION ON USE section, are to be interpreted as described in [RFC2119].

1.7 Abbreviations

Table 1: Abbreviations

| Abbreviation | Description |
|--------------|--|
| APDU | Application Protocol Data Unit |
| CMD | Command |
| DTA | Device Test Application |
| IEC | International Electrotechnical Commission |
| ICS | Implementation Conformance Statement |
| ISO | International Organization for Standardization |
| LLCP | Logical Link Control Protocol, as defined in [LLCP] |
| NDEF | NFC Data Exchange Format, as defined in [NDEF] |
| NFC | Near Field Communication |
| OSI | Open Systems Interconnection |
| P2P | NFC Forum Peer Mode, based on peer-to-peer communication |
| RW | Read / Write |
| RF | Radio Frequency |
| RTD | Record Type Definition |
| SMS | Short Message Service |
| URI | Universal Resource Identifier |

1.8 Glossary

For the definitions of Glossary terms see [GLOSS_CC] and [GLOSS_TC].

2 Technology Definitions

In this document the terms NFC-A, NFC-B, NFC-F and NFC-V are used when referring to NFC Forum Devices. The terms ISO/IEC 14443A, ISO/IEC 14443B, JIS X 6319-4 (also known as FeliCa) and ISO/IEC 15693 are used for the equivalent technologies that are not defined by the NFC Forum.

3 NFC Forum Devices

An NFC Forum Device consists of one or more interoperability modules, as defined in Section 4. Section 3 defines classes of NFC Forum Devices by mapping the interoperability modules to the implementation requirements of specific NFC Forum Devices. Then this section shows the interoperability between NFC Forum Devices.

NOTE This definition of an NFC Forum Device deviates from the definition of an NFC Forum Device contained in the previous versions of the Device Requirements document up to version 1.5 (when only one class of NFC Forum Device existed). The term 'NFC Forum Device' changed from describing a specific device implementation to a general term that can be replaced by any defined NFC Forum device class.

An NFC Forum Device **SHALL** implement at least one specific class of NFC Forum Device (as listed in

Table 2).

This document uses the following requirement levels:

- **Mandatory (M)** – for features that **SHALL** be implemented
- **Optional (O)** – for features that **MAY** be implemented
- **Conditional (C)** – for subfeatures that **SHALL** be implemented if the parent optional feature is implemented.

A device that implements a certain class of NFC Forum Device **SHALL** implement all modules that are marked as mandatory for that class.

A device that implements a certain class of NFC Forum Device **MAY** implement any or all modules that are marked as optional for that class.

A device that implements a certain class of NFC Forum Device **SHALL** implement every module that is marked as conditional for that class when the condition related to that module is set true.

A device that is claimed to implement one or more classes of NFC Forum Device **SHALL** not support modules (requirements) that are not part of the claimed NFC Forum Device classes.

In Table 2 the gray colored fields indicate undefined modules for the NFC Forum Device. However, an NFC Forum Device is allowed to support multiple NFC Forum Device classes.

Table 2: NFC Forum Devices to interoperability module mapping

| NFC Forum Device / Module | Reader / Writer | Initiator | Target | Card Emulation Mode | | | Type 2 Tag Module | Type 3 Tag Module | Type 4A Tag Module | Type 4B Tag Module | Type 5 Tag Module | Comment |
|---------------------------|-----------------|-----------|--------|---------------------|----------------------|----------------------|-------------------|-------------------|--------------------|--------------------|-------------------|---------|
| | | | | Type 3 Tag Platform | Type 4A Tag Platform | Type 4B Tag Platform | | | | | | |
| NFC Universal Device | M | M | M | O | O | O | | | | | | |
| NFC Reader Device | M | O | | | | | | | | | | |
| NFC Tag Device | NFC Type 2 Tag | | | | | | M | | | | | |
| | NFC Type 3 Tag | | | | | | | M | | | | |
| | NFC Type 4A Tag | | | | | | | | M | | | |
| | NFC Type 4B Tag | | | | | | | | | M | | |
| | NFC Type 5 Tag | | | | | | | | | | M | |

Table 3 describes the interoperability between the different classes of NFC Forum Devices (marked with an ‘X’).

Table 3: NFC Forum Device interoperability

| Device Name | NFC Universal Device | NFC Reader Device | NFC Tag Device | | | | | Comment |
|----------------------|----------------------|-------------------|----------------|----------------|-----------------|-----------------|----------------|---------|
| | | | NFC Type 2 Tag | NFC Type 3 Tag | NFC Type 4A Tag | NFC Type 4B Tag | NFC Type 5 Tag | |
| NFC Universal Device | X | X ¹ | X | X | X | X | X ³ | |
| NFC Reader Device | X ² | | X | X | X | X | X ³ | |
| NFC Tag Device | NFC Type 2 Tag | X | X | | | | | |
| | NFC Type 3 Tag | X | X | | | | | |
| | NFC Type 4A Tag | X | X | | | | | |
| | NFC Type 4B Tag | X | X | | | | | |
| | NFC Type 5 Tag | X ³ | X ³ | | | | | |

NOTE X¹: If an NFC Reader Device supports the optional P2P Initiator, it can communicate with an NFC Universal Device that is in P2P Target.

NOTE X²: An NFC Reader Device can communicate with an NFC Universal Device that supports the optional CE Mode.

NOTE X³: This version of the NFC Forum Device Requirements introduces the Type 5 Tag Module for NFC Tag Devices but does NOT require the device to implement Reader/Writer Mode to support the Type 5 Tag Platform. The introduction of the requirement to support the Type 5 Tag Platform in Reader/Writer Mode is expected for the next version of the NFC Forum Devices Requirements.

4 Interoperability Modules

A number of interoperability modules have been defined for devices implementing NFC Forum specifications. Each of these modules has an associated set of requirements.

4.1 Interoperability Modules Overview

This section lists and defines the modules that serve as the foundation for interoperability between NFC Forum Devices.

The defined interoperability modules are:

- Reader/Writer Module
- Initiator Module
- Target Module
- Card Emulation Modules
 - Type 3 Tag Platform Module
 - Type 4A Tag Platform Module
 - Type 4B Tag Platform Module
- Tag Modules:
 - Type 2 Tag Module
 - Type 3 Tag Module
 - Type 4A Tag Module
 - Type 4B Tag Module
 - Type 5 Tag Module.

4.1.1 Reader/Writer Module

The Reader/Writer Module covers the behavior of an NFC Forum Device implementing Poll Mode behavior in combination with the Reader/Writer functionality, as defined by [DIGITAL_V1.1] and [ACTIVITY_V1.1]. This includes the ability to read and/or write to a Type 1 Tag, Type 2 Tag, Type 3 Tag and Type 4A/B Tag.

4.1.2 Initiator Module

The Initiator Module covers the behavior of an NFC Forum Device implementing Poll Mode behavior in combination with the Initiator functionality, as defined by [DIGITAL_V1.1] and [ACTIVITY_V1.1].

4.1.3 Target Module

The Target Module covers the behavior of an NFC Forum Device implementing Listen Mode behavior in combination with the Target functionality, as defined by [DIGITAL_V1.1] and [ACTIVITY_V1.1].

4.1.4 Type 3 Tag Platform

The Type 3 Tag Platform Module covers the behavior of an NFC Forum Device implementing Listen Mode behavior in combination with the Type 3 Tag Platform functionality, as defined by [DIGITAL_V1.1], [DIGITAL_V2.0] and [ACTIVITY_V1.1], [ACTIVITY_V2.0].

4.1.5 Type 4A Tag Platform

The Type 4A Tag Platform Module covers the behavior of an NFC Forum Device implementing Listen Mode behavior in combination with the Type 4A Tag Platform functionality, as defined by [DIGITAL_V1.1], [DIGITAL_V2.0] and [ACTIVITY_V1.1], [ACTIVITY_V2.0].

4.1.6 Type 4B Tag Platform

The Type 4B Tag Platform Module covers the behavior of an NFC Forum Device implementing Listen Mode behavior in combination with the Type 4B Tag Platform functionality, as defined by [DIGITAL_V1.1], [DIGITAL_V2.0] and [ACTIVITY_V1.1], [ACTIVITY_V2.0].

4.1.7 Type 2 Tag Module

The Type 2 Tag Module covers the behavior of an NFC Forum Device implementing Type 2 Tag Platform and Type 2 Tag functionality, as defined by [T2T], [DIGITAL_V2.0] and [ACTIVITY_V2.0].

4.1.8 Type 3 Tag Module

The Type 3 Tag Module covers the behavior of an NFC Forum Device implementing Type 3 Tag Platform and Type 3 Tag functionality, as defined by [T3T], [DIGITAL_V2.0] and [ACTIVITY_V2.0].

4.1.9 Type 4A Tag Module

The Type 4A Tag Module covers the behavior of an NFC Forum Device implementing Type 4A Tag Platform and Type 4A Tag functionality, as defined by [T4T], [DIGITAL_V2.0] and [ACTIVITY_V2.0].

4.1.10 Type 4B Tag Module

The Type 4B Tag Module covers the behavior of an NFC Forum Device implementing Type 4B Tag Platform and Type 4B Tag functionality, as defined by [T4T], [DIGITAL_V2.0] and [ACTIVITY_V2.0].

4.1.11 Type 5 Tag Module

The Type 5 Tag Module covers the behavior of an NFC Forum Device implementing Type 5 Tag Platform and Type 5 Tag functionality, as defined by [T5T], [DIGITAL_V2.0] and [ACTIVITY_V2.0].

4.2 Interoperability of Modules

This section provides an overview of the interoperability between the defined modules.

Interoperability is defined so that two NFC Forum Devices are able to interact and communicate with each other. This means that certain modules implemented in the two NFC Forum Devices are interoperable.

Table 4 defines the interoperability between modules in a matrix. No interoperability is defined for the gray colored (both dark and light gray) fields.

NOTE Type 2 Tag and Type 5 Tag are not emulated on a device.

Table 4: Modules - Interoperability

| | Reader/Writer | Initiator | Target | Type 3 Tag Platform | Type 4A Tag Platform | Type 4B Tag Platform | Type 2 Tag Module | Type 3 Tag Module | Type 4A Tag Module | Type 4B Tag Module | Type 5 Tag Module |
|----------------------|----------------|-----------|--------|---------------------|----------------------|----------------------|-------------------|-------------------|--------------------|--------------------|-------------------|
| Reader/Writer | | | | X | X | X | X | X | X | X | X ¹ |
| Initiator | | | X | | | | | | | | |
| Target | | X | | | | | | | | | |
| Type 3 Tag Platform | X | | | | | | | | | | |
| Type 4A Tag Platform | X | | | | | | | | | | |
| Type 4B Tag Platform | X | | | | | | | | | | |
| Type 2 Tag Module | X | | | | | | | | | | |
| Type 3 Tag Module | X | | | | | | | | | | |
| Type 4A Tag Module | X | | | | | | | | | | |
| Type 4B Tag Module | X | | | | | | | | | | |
| Type 5 Tag Module | X ¹ | | | | | | | | | | |

NOTE X¹: This version of the Devices Requirements introduces the Type 5 Tag Module for NFC Tag Devices but does NOT require the devices that implement Reader/Writer Mode to support the Type 5 Tag Platform. The introduction of the requirement to support the Type 5 Tag Platform in Reader/Writer Mode is expected for the next version of the Devices Requirements.

4.3 Requirements to Modules Mapping

Table 5 maps the individual defined requirements to the NFC Forum interoperability modules.

Table 5: NFC Forum Interoperability Modules

| Number | | Reader/Writer | Initiator | Target | Type 3 Tag Platform | Type 4A Tag Platform | Type 4B Tag Platform | Type 2 Tag Module | Type 3 Tag Module | Type 4A Tag Module | Type 4B Tag Module | Type 5 Tag Module | Comment |
|----------|----------|---------------|-----------|--------|---------------------|----------------------|----------------------|-------------------|-------------------|--------------------|--------------------|-------------------|---|
| REQ-1.A | | | M | M | | | | | | | | | Peer to peer (P2P) |
| REQ-1.B | | M | | | | | | | | | | | Read / Write (R/W) |
| REQ-1.C | | | | | C | C | C | | | | | | Card Emulation |
| REQ-2.A | | M | M | | | | | | | | | | Poll Mode |
| REQ-2.B | | | | M | C | C | C | | | | | | Listen Mode |
| REQ-3.A | | M | | | | | | | | | | | NFC Tag detection |
| | REQ-3.1A | M | | | | | | | | | | | 5 second NFC Tag detection |
| REQ-3.B | | | M | | | | | | | | | | NFC Universal Device Detection |
| | REQ-3.1B | | M | | | | | | | | | | 5 second NFC Universal Device detection |
| REQ-4.A | | M | M | | | | | | | | | | Poll for NFC-A Technology |
| REQ-4.B | | M | | | | | | | | | | | Poll for NFC-B Technology |
| REQ-4.C | | M | M | | | | | | | | | | Poll for NFC-F Technology |
| REQ-5 | | | | | | | | | | | | | VOID |
| REQ-6 | | M | M | | | | | | | | | | Multiple Device/Tag detection |
| REQ-7 | | M | M | M | | | | | | | | | NDEF forming |
| REQ-8 | | M | M | M | | | | | | | | | NDEF accepting |
| REQ-9.A1 | | M | | | | | | | | | | | RATS |
| REQ-9.A2 | | | | | | C | | | | O | | | ATS |

| Number | | Reader/Writer | Initiator | Target | Type 3 Tag Platform | Type 4A Tag Platform | Type 4B Tag Platform | Type 2 Tag Module | Type 3 Tag Module | Type 4A Tag Module | Type 4B Tag Module | Type 5 Tag Module | Comment | |
|-----------|-------------|---------------|-----------|--------|---------------------|----------------------|----------------------|-------------------|-------------------|--------------------|--------------------|-------------------|-----------------------------|---------------|
| REQ-9.B1 | | M | | | | | | | | | | | ALLB_REQ, SENSB_REQ, ATTRIB | |
| REQ-9.B2 | | | | | | C | | | | | O | | SENSB_RES | |
| REQ-RF-1 | | M | M | M | C | C | C | M | M | M | M | M | Operating Volume | |
| REQ-P2P-1 | | | M | M | | | | | | | | | P2P communication | |
| | REQ-P2P-1.1 | | M | | | | | | | | | | Data exchange as Initiator | |
| | REQ-P2P-1.2 | | | M | | | | | | | | | Data exchange as Target | |
| | REQ-P2P-1.3 | | M | M | | | | | | | | | Payload | |
| REQ-P2P-2 | | | M | M | | | | | | | | | LLCP | |
| | REQ-P2P-2.1 | | M | M | | | | | | | | | LLCP service class | |
| | REQ-P2P-2.2 | | M | M | | | | | | | | | Protocol bindings | |
| REQ-P2P-3 | | | M | M | | | | | | | | | SNEP | |
| | REQ-P2P-3.1 | | M | M | | | | | | | | | SNEP Server | |
| REQ-RW-1 | | M | | | | | | | | | | | NDEF read | |
| | REQ-RW-1.1 | M | | | | | | | | | | | T1T NDEF read | |
| | REQ-RW-1.2 | M | | | | | | | | | | | T2T NDEF read | |
| | REQ-RW-1.3 | | M | | | | | | | | | | | T3T NDEF read |
| | | RW-1.3.1 | M | | | | | | | | | | | Payload |
| | REQ-RW-1.4 | | M | | | | | | | | | | | ISO DEP |
| | | RW-1.4.1 | M | | | | | | | | | | | T4T NDEF read |
| | | RW-1.4.2 | M | | | | | | | | | | | Payload |
| RW-1.4.3 | | M | | | | | | | | | | | APDU | |
| REQ- | | M | | | | | | | | | | NDEF write | | |

| Number | | Reader/Writer | Initiator | Target | Type 3 Tag Platform | Type 4A Tag Platform | Type 4B Tag Platform | Type 2 Tag Module | Type 3 Tag Module | Type 4A Tag Module | Type 4B Tag Module | Type 5 Tag Module | Comment | |
|-------------|--------------|---------------|-----------|--------|---------------------|----------------------|----------------------|-------------------|-------------------|--------------------|--------------------|--------------------------|--------------------------|----------------|
| RW-2 | REQ-RW-2.1 | M | | | | | | | | | | | T1T NDEF write | |
| | REQ-RW-2.2 | M | | | | | | | | | | | T2T NDEF write | |
| | REQ-RW-2.3 | M | | | | | | | | | | | T3T NDEF write | |
| | | REQ-RW-2.3.1 | M | | | | | | | | | | | Payload |
| | REQ-RW-2.4 | M | | | | | | | | | | | | T4T NDEF write |
| | | REQ-RW-2.4.1 | M | | | | | | | | | | | Payload |
| | | REQ-RW-2.4.2 | M | | | | | | | | | | | APDU |
| REQ-TAG-1.A | | | | C | | | M | | M | | | NFC-A Technology support | | |
| REQ-TAG-1.B | | | | | | C | | | | | M | | NFC-B Technology support | |
| REQ-TAG-1.C | | | | C | | | | M | | | | | NFC-F Technology support | |
| REQ-TAG-1.D | | | | | | | | | | | | M | NFC-V Technology support | |
| | REQ-TAG-1.2 | | | | | | | M | | | | | T2T Platform support | |
| | REQ-TAG-1.3 | | | | C | | | | M | | | | T3T Platform support | |
| | REQ-TAG-1.4A | | | | | C | | | | M | | | T4AT Platform support | |
| | REQ-TAG-1.4B | | | | | | C | | | | | M | T4BT Platform support | |
| | REQ-TAG-1.5 | | | | | | | | | | | M | T5T Platform support | |
| REQ-T2T-1 | | | | | | | | M | | | | | T2T CMD set | |
| | REQ-T2T-1-1 | | | | | | | M | | | | | READ CMD | |
| | REQ-T2T-1-2 | | | | | | | C | | | | | WRITE CMD | |

| Number | | Reader/Writer | Initiator | Target | Type 3 Tag Platform | Type 4A Tag Platform | Type 4B Tag Platform | Type 2 Tag Module | Type 3 Tag Module | Type 4A Tag Module | Type 4B Tag Module | Type 5 Tag Module | Comment |
|-----------|-------------|---------------|-----------|--------|---------------------|----------------------|----------------------|-------------------|-------------------|--------------------|--------------------|-----------------------|--|
| | REQ-T2T-1-3 | | | | | | | C | | | | | SECTOR_SELECT |
| REQ-T2T-2 | | | | | | | | M | | | | | Life Cycle State |
| REQ-T2T-3 | | | | | | | | M | | | | | CC and NDEF |
| REQ-T2T-4 | | | | | | | | M | | | | | Mapping Version |
| REQ-T3T-1 | | | | | | | | | M | | | | T3T CMD set |
| | REQ-T3T-1-1 | | | | | | | | M | | | | CHECK |
| | REQ-T3T-1-2 | | | | | | | | C | | | | UPDATE |
| REQ-T3T-2 | | | | | | | | M | | | | Life Cycle State | |
| REQ-T3T-3 | | | | | | | | | M | | | | NDEF storage service |
| REQ-T3T-4 | | | | | | | | | M | | | | Attribute Information Block |
| REQ-T3T-5 | | | | | | | | | M | | | | Mapping Version |
| REQ-T4T-1 | | | | | | | | | | M | M | | T4T Mapping Version |
| REQ-T4T-2 | | | | | | | | | | M | M | | CMD set |
| | REQ-T4T-2-1 | | | | | | | | | M | M | | ReadBinary |
| | REQ-T4T-2-2 | | | | | | | | | C | C | | UpdateBinary |
| | REQ-T4T-2-3 | | | | | | | | | C | C | | Mapping Version 3.x ReadBinary and ODO |
| | REQ-T4T-2-4 | | | | | | | | | C | C | | Mapping Version 3.x UpdateBinary and ODO and DDO |
| REQ-T4T-3 | | | | | | | | | M | M | | Short Field coding | |
| REQ-T4T-4 | | | | | | | | | C | C | | Extended Field coding | |
| REQ-T4T-5 | | | | | | | | | M | M | | | Life Cycle State |
| REQ-T4T-6 | | | | | | | | | M | M | | | Application, CC, NDEF |
| REQ-T5T-1 | | | | | | | | | | | | M | T5T: generic |

| Number | | | Reader/Writer | Initiator | Target | Type 3 Tag Platform | Type 4A Tag Platform | Type 4B Tag Platform | Type 2 Tag Module | Type 3 Tag Module | Type 4A Tag Module | Type 4B Tag Module | Type 5 Tag Module | Comment |
|----------------|--|--|---------------|-----------|--------|---------------------|----------------------|----------------------|-------------------|-------------------|--------------------|--------------------|-------------------|---|
| | | | | | | | | | | | | | | |
| | | | | | | | | | | | | | | requirement on CMDs |
| REQ-T5T-1-1 | | | | | | | | | | | | | M | Minimum required CMDs |
| REQ-T5T-1-2 | | | | | | | | | | | | | C | EXTENDED_READ_SINGLE_BLOCK |
| REQ-T5T-1-3 | | | | | | | | | | | | | C | WRITE_SINGLE_BLOCK support |
| REQ-T5T-1-4 | | | | | | | | | | | | | C | EXTENDED_WRITE_SINGLE_BLOCK support |
| REQ-T5T-1-5 | | | | | | | | | | | | | O | SELECT CMD support |
| REQ-T5T-1-6 | | | | | | | | | | | | | O | LOCK_SINGLE_BLOCK |
| REQ-T5T-1-7 | | | | | | | | | | | | | O | EXTENDED_LOCK_SINGLE_BLOCK |
| REQ-T5T-1-8 | | | | | | | | | | | | | O | READ_MULTIPLE_BLOCK CMD support |
| REQ-T5T-1-9 | | | | | | | | | | | | | O | EXTENDED_READ_MULTIPLE_BLOCK CMD support |
| REQ-T5T-1-10 | | | | | | | | | | | | | O | Special Frame support |
| REQ-T5T-2 | | | | | | | | | | | | | M | Valid Life Cycle State |
| REQ-T5T-3 | | | | | | | | | | | | | M | CC and NDEF |
| REQ-T5T-4 | | | | | | | | | | | | | M | Mapping Version |
| REQ-Tag-Perf-1 | | | | | | | | | M | M | M | M | M | Tag Performance in compliance operating volume |
| REQ-Tag-Perf-2 | | | | | | | | | M | M | M | M | M | Tag Performance in performance operating volume |
| REQ-TST-1.A | | | M | | | | | | | | | | | [DTA] support in RW mode |

| Number | | Reader/Writer | Initiator | Target | Type 3 Tag Platform | Type 4A Tag Platform | Type 4B Tag Platform | Type 2 Tag Module | Type 3 Tag Module | Type 4A Tag Module | Type 4B Tag Module | Type 5 Tag Module | Comment |
|-------------|--|---------------|-----------|--------|---------------------|----------------------|----------------------|-------------------|-------------------|--------------------|--------------------|-------------------|--------------------------------|
| REQ-TST-1.B | | | M | | | | | | | | | | [DTA] support as P2P Initiator |
| REQ-TST-1.C | | | | M | | | | | | | | | [DTA] support as P2P Target |
| REQ-TST-1.D | | | | | C | | | | | | | | [DTA] support as T3T Listener |
| REQ-TST-1.E | | | | | | C | C | | | | | | [DTA] support as T4T Listener |

5 NFC Forum Requirements

The NFC Forum Devices requirements are listed in the following subsections:

- 5.1 Requirements Terms (see Table 6): Defines capabilities of NFC-Forum-compliant devices.
- 5.2 RF Requirements (see Table 7): Defines common performance requirements (for example, Operating Volume).
- 5.3 Requirements for NFC Forum Peer Mode (see Table 8): Defines in detail the capabilities of NFC-Forum-compliant devices in NFC Forum Peer Mode.
- 5.4 Requirements for NFC Forum Reader/Writer Mode (see Table 9): Defines in detail the capabilities of NFC-Forum-compliant devices in NFC Forum Reader/Writer Mode.
- 5.5 Requirements for NFC Forum Tag Platform and Module (see Table 10): Defines generic capabilities of NFC Forum Universal Devices in CE Mode and NFC Tag Devices.
- 5.6 - 5.9 Tag Module Requirements (see Table 11 to Table 14): Defines in detail the capabilities of NFC Tag Devices.
- 5.10 Tag Performance Requirements (see Table 15): Defines generic requirements on performance for NFC Tag Devices.
- 5.105.11 Requirements for NFC Forum Certification (see Table 16): Defines requirements for certification of NFC Universal and NFC Reader Devices.

NOTE Requirements terms are specific to each class of devices.

5.1 Requirements Terms

Table 6: Requirements Terms

| Number | Requirements Terms | Remark |
|----------|--|---|
| REQ-1.A | The ability to communicate in Peer Mode. | See Section 5.3. |
| REQ-1.B | The ability to communicate in NFC Forum Reader/Writer Mode. | See Section 5.4. |
| REQ-1.C | The ability to communicate in NFC Forum Card Emulation Mode. | See Section 5.5. |
| REQ-2.A | The ability to operate in Poll Mode. | |
| REQ-2.B | The ability to operate in Listen Mode. | |
| REQ-3.A | The ability to detect any NFC Forum Tag (potentially containing an NDEF message). | |
| REQ-3.1A | The ability in Poll Mode to detect an NFC Tag Device within 5 seconds after the tag or device enters the Operating Volume. | This is not a requirement to force a device to poll all the time. However, when the device is polling, this requirement applies. This requirement applies to the digital protocol layer and defines an upper limit to detect a Tag. |
| REQ-3.B | The ability to detect an NFC Forum Device. | |
| REQ-3.1B | The ability in Poll Mode to detect an NFC Forum Device in Peer Mode within 5 seconds after the device enters the Operating Volume. | This is not a requirement to force a device to poll all the time. However, when the device is polling, this requirement applies. This requirement applies to the digital protocol layer and defines an upper limit to detect a peer device. |
| REQ-4.A | The ability to poll for Technology–NFC-A. | |
| REQ-4.B | The ability to poll for Technology–NFC-B. | |
| REQ-4.C | The ability to poll for Technology–NFC-F. | |
| REQ-5 | Void | |

| Number | Requirements Terms | Remark |
|----------|--|---|
| REQ-6 | The ability to detect whether multiple NFC Forum Devices and/or NFC Tag Devices respond to a poll command. There is no requirement to identify each responding device. | |
| REQ-7 | The ability to generate NDEF data, as defined by [NDEF]. | |
| REQ-8 | The ability to accept an NDEF message, correctly formatted according to [NDEF]. | |
| REQ-9.A1 | <p>In NFC-A, the ability to set the parameters to disable the support of advanced protocol features, as follows:</p> <ul style="list-style-type: none"> • In the RATS command, the ability to set FSDI equal to 8h. | Poll mode requirement on RATS command |
| REQ-9.A2 | <p>In NFC-A, the ability to set the parameters to disable the support of advanced protocol features, as follows:</p> <ul style="list-style-type: none"> • In response to the RATS command, the ability to set the following to 0b: <ul style="list-style-type: none"> • Bits b7 to b5 and b3 to b1 of TA(1) | Listen mode requirement on RATS response |
| REQ-9.B1 | <p>In NFC-B, the ability to set the parameters to disable the support of advanced protocol features, as follows:</p> <ul style="list-style-type: none"> • In the ALLB_REQ and SENSB_REQ commands, the ability to set bit b5 of PARAM to 0b. • In the ATTRIB command, the ability to set bits b8 to b3 of Param 1 to 0b. | Support for the advanced protocol features as described in [DIGITAL_V1.1] and [DIGITAL_V2.0] will be allowed when the necessary specifications are developed. |
| REQ-9.B2 | <p>In NFC-B, the ability to set the parameters to disable the support of advanced protocol features, as follows:</p> <ul style="list-style-type: none"> • In the SENSB_RES response, the ability to set the following to 0b: <ul style="list-style-type: none"> • Bits b7 to b5 and b3 to b1 of the Bit_Rate_Capability field • Bits b3 and b2 of the Protocol_Type field. | |

5.2 RF Requirements

Table 7: RF Requirements

| RF Number | RF Requirement | Remark |
|------------------|---|---------------|
| REQ-RF-1 | The ability to exchange data with another compliant NFC Forum Device in the Operating Volume, as defined in [ANALOG]. | |

5.3 Requirements for NFC Forum Peer Mode

Table 8: Requirements for NFC Forum Peer Mode

| REQ-P2P Number | P2P Requirement | Remark |
|----------------|---|--|
| REQ-P2P-1 | In Peer Mode the ability to communicate with another device in Peer Mode to exchange data. | |
| REQ-P2P-1.1 | In Peer Mode the ability to exchange data as initiator in passive communication mode using at least one of the following bit rates: 106, 212 or 424 kbit/s. | |
| REQ-P2P-1.2 | In Peer Mode the ability to exchange data as the target in passive communication mode at 106, 212 and 424 kbit/s. | |
| REQ-P2P-1.3 | In Peer Mode the ability to support payload sizes up to and including 254 bytes. | The definition of payload is according to NFC-DEP Protocol as defined in [DIGITAL_V1.1]. |
| REQ-P2P-2 | In Peer Mode the ability to support LLCP as defined in [LLCP]. | |
| REQ-P2P-2.1 | In Peer Mode the ability to support LLCP link service class 3 as defined in [LLCP]. | |
| REQ-P2P-2.2 | In Peer Mode the ability to support protocol bindings for NFC Forum Registered Protocols (LLCP or SNEP or both). | |
| REQ-P2P-3 | In Peer Mode the ability to communicate with another device in Peer Mode to exchange NDEF Data as defined in [SNEP]. | |
| REQ-P2P-3.1 | In Peer Mode the ability to support a Default SNEP Server as defined in [SNEP]. | |

5.4 Requirements for NFC Forum Reader/Writer Mode

Table 9: Requirements for NFC Forum Reader/Writer Mode

| REQ-RW Number | Reader/Writer Mode Requirement | Remark |
|---------------|---|---|
| REQ-RW-1 | The ability to read NDEF data structures from all NFC Tag Types when a single tag is present in the Operating Volume. | |
| REQ-RW-1.1 | The ability to read NDEF data structures of an NFC Type 1 Tag [T1T]. | |
| REQ-RW-1.2 | The ability to read NDEF data structures of an NFC Type 2 Tag [T2T]. | |
| REQ-RW-1.3 | The ability to read NDEF data structures of an NFC Type 3 Tag [T3T]. | |
| REQ-RW-1.3.1 | The ability to read payload sizes up to 254 bytes at a bit rate of at least 212 kbit/s from a NFC Type 3 Tag. Payload is defined according to [DIGITAL_V1.1] for the Type 3 Tag Platform. | |
| REQ-RW-1.4 | The ability to support ISO-DEP for communicating to NFC Type 4A and 4B Tag [T4T]. | |
| REQ-RW-1.4.1 | The ability to read NDEF data structures of an NFC Type 4A and 4B Tag. | |
| REQ-RW-1.4.2 | Reading an NFC Type 4A and 4B Tag, the ability to support a payload size of 254 bytes and a bit rate of 106 kbit/s. Payload is defined according to [DIGITAL_V1.1]. | |
| REQ-RW-1.4.3 | Reading an NFC Type 4A and 4B Tag implementing Mapping Version 2.0, the ability to support 256 data bytes in the response APDU. The definition of data bytes is used in accordance with [T4T]. | 256 bytes is the maximum amount of data that can be read by a command APDU. |
| REQ-RW-2 | The ability to write NDEF data structures to all NFC Tag Types when a single tag is present in the Operating Volume. | |
| REQ-RW-2.1 | The ability to write NDEF data structures to an NFC Type 1 Tag [T1T]. | |
| REQ-RW-2.2 | The ability to write NDEF data structures to an NFC Type 2 Tag [T2T]. | |

| REQ-RW Number | Reader/Writer Mode Requirement | Remark |
|---------------|---|--|
| REQ-RW-2.3 | The ability to write NDEF data structures to an NFC Type 3 Tag [T3T]. | |
| REQ-RW-2.3.1 | <p>Writing NDEF data to an NFC Type 3 Tag, the ability to support payload sizes up to 254 bytes and SHALL support a bit rate of at least 212 kbit/s.</p> <p>Payload is defined according to [DIGITAL_V1.1] for Type 3 Tag Platform.</p> | |
| REQ-RW-2.4 | The ability to write NDEF data structures to an NFC Type 4A and 4B Tag [T4T]. | |
| REQ-RW-2.4.1 | <p>Writing NDEF data to an NFC Type 4A and 4B Tag, the ability to support a payload size of 254 bytes and a bit rate of 106 kbit/s.</p> <p>Payload is defined according to [DIGITAL_V1.1].</p> | |
| REQ-RW-2.4.2 | <p>Writing NDEF data to an NFC Type 4A and 4B Tag implementing Mapping Version 2.0, the ability to support 255 data bytes in the command APDU.</p> <p>The definition of data bytes is used in accordance with [T4T].</p> | 255 bytes is the maximum amount of data that can be written by a command APDU. |

5.5 Requirements for NFC Forum Tag Platform and Module

Table 10: Requirements for NFC Forum Tag Platform and Module

| Tag Number | Tag Mode Requirement | Remarks |
|--------------|---|-----------|
| REQ-Tag-1.A | The ability to support NFC-A in listen mode. | T2T, T4AT |
| REQ-Tag-1.B | The ability to support NFC-B in listen mode. | T4BT |
| REQ-Tag-1.C | The ability to support NFC-F in listen mode. | T3T |
| REQ-Tag-1.D | The ability to support NFC-V in listen mode. | T5T |
| REQ-Tag-1.2 | Compliant with the Type 2 Tag Platform as defined in [DIGITAL_V2.0] and [ACTIVITY_V2.0]. | T2T |
| REQ-Tag-1.3 | Compliant with the Type 3 Tag Platform defined in [DIGITAL_V1.1], [DIGITAL_V2.0], [ACTIVITY_V1.1] and [ACTIVITY_V2.0]. | T3T |
| REQ-Tag-1.4A | Compliant with the Type 4A Tag Platform and ISO-DEP Protocol as defined in [DIGITAL_V1.1], [DIGITAL_V2.0], [ACTIVITY_V1.1] and [ACTIVITY_V2.0]. | T4AT |
| REQ-Tag-1.4B | Compliant with the Type 4B Tag Platform and ISO-DEP Protocol defined in [DIGITAL_V1.1], [DIGITAL_V2.0], [ACTIVITY_V1.1] and [ACTIVITY_V2.0]. | T4BT |
| REQ-Tag-1.5 | Compliant with the Type 5 Tag Platform defined in [DIGITAL_V2.0] and [ACTIVITY_V2.0]. | T5T |

NOTE In Card Emulation Mode no requirements are specified for tag emulation to exchange NDEF data between NFC Universal Devices.

5.6 Requirements for NFC Forum Type 2 Tag Module

Table 11: Requirements for NFC Forum Type 2 Tag Module

| T2T Number | Tag Mode Requirement | Remarks |
|-------------------|---|--|
| REQ-T2T-1 | The ability to support the command set defined in [T2T]. | CMD set |
| REQ-T2T-1-1 | The ability to support the READ command. | CMD needed to read data |
| REQ-T2T-1-2 | If in INITIALIZED or READ/WRITE life cycle state, the ability to support the WRITE command. | CMD needed to write data |
| REQ-T2T-1-3 | If the T2T_Area exceeds Sector Number 0, the ability to support the SECTOR_SELECT command. | |
| REQ-T2T-2 | Compliant with at least one of the Life Cycle states, as defined in [T2T]. | Tag access |
| REQ-T2T-3 | The ability to contain at least the Capability Container and the NDEF TLV, as defined in [T2T]. | A T2T contains at least the CC and the NDEF TLV. |
| REQ-T2T-4 | The ability to support Mapping Version 1.x, as defined in [T2T]. | Valid versions: 1.0 – 1.9 |

5.7 Requirements for NFC Forum Type 3 Tag Module

Table 12: Requirements for NFC Forum Type 3 Tag Module and Platform

| T3T Number | Tag Mode Requirement | Remarks |
|-------------|--|---------------------------|
| REQ-T3T-1 | The ability to support the command set defined in [T3T]. | CMD set |
| REQ-T3T-1-1 | The ability to support the CHECK command. | CMD needed to read data |
| REQ-T3T-1-2 | If in INITIALIZED or READ/WRITE life cycle state, the ability to support the UPDATE command. | CMD needed to write data |
| REQ-T3T-2 | Compliant with at least one of the Life Cycle States, as defined in [T3T]. | Tag access |
| REQ-T3T-3 | The ability to contain the Service with the Service Number 0, as defined in [T3T]. | NDEF storage service |
| REQ-T3T-4 | The ability to contain at least the Attribute Information Block, as defined in [T3T]. | |
| REQ-T3T-5 | The ability to support Mapping Version 1.x, as defined in [T3T]. | Valid versions: 1.0 – 1.9 |

5.8 Requirements for NFC Forum Type 4A and 4B Tag Modules

Table 13: Requirements for NFC Forum Type 4A and 4B Tag Modules

| T4T Number | Tag Mode Requirement | Remarks |
|-------------|--|--|
| REQ-T4T-1 | The ability to implement either Mapping Version 2.x or Mapping Version 3.x, as defined in [T4T]. | Valid versions: 2.0 – 2.9 or Valid versions: 3.0 – 3.9 |
| REQ-T4T-2 | The ability to support the command set for Mapping Version 2.x or Mapping Version 3.x, as defined in [T4T]. | CMD set |
| REQ-T4T-2-1 | The ability to support the Select and ReadBinary commands. | Needed to read NDEF |
| REQ-T4T-2-2 | If in INITIALIZED or READ/WRITE Life Cycle State, the ability to support the UpdateBinary command. | Needed to write NDEF |
| REQ-T4T-2-3 | If implementing the Mapping Version 3.x the ability to support ReadBinary with ODO. | Needed to read NDEF from T4T Mapping Version 3.x |
| REQ-T4T-2-4 | If in INITIALIZED or READ/WRITE life cycle and implementing the Mapping Version 3.x, the ability to support UpdateBinary with ODO and DDO. | Needed to write NDEF to T4T Mapping Version 3.x |
| REQ-T4T-3 | The ability to support Short Field coding. | Mandatory |
| REQ-T4T-4 | If MLc is larger than a Data field length of 255 bytes and/or MLe is larger than an expected response length of 256 bytes, the ability to support Extended Field coding. | Conditional |
| REQ-T4T-5 | Compliant with at least one of the Life Cycle states, as defined in [T4T]. | Life Cycle State |
| REQ-T4T-6 | The ability to contain at least the NDEF Tag application, Capability Container and the NDEF file, as defined in [T4T]. | |

5.9 Requirements for NFC Forum Type 5 Tag Module

Table 14: Requirements for NFC Forum Type 5 Tag Module

| T5T Number | Tag Mode Requirement | Remarks |
|-------------------|--|--|
| REQ-T5T-1 | The ability to support the defined subset of commands, as defined in [T5T]. | Generic requirement on command set |
| REQ-T5T-1-1 | The ability to support the INVENTORY, READ_SINGLE_BLOCK and SLPV_REQ commands. | Minimum set of CMDs to be supported by a T5T (need to read content). |
| REQ-T5T-1-2 | If 2-byte address mode is supported, the ability to support the EXTENDED_READ_SINGLE command. | Additional minimum required CMD in case 2-byte address mode is supported (need to read content). |
| REQ-T5T-1-3 | If in INITIALIZED or READ/WRITE life cycle states, the ability to support the WRITE_SINGLE_BLOCK command. | For READ/WRITE Tags, the write CMD is supported. |
| REQ-T5T-1-4 | If 2-byte address mode is supported and if in INITIALIZED or READ/WRITE life cycles state, the ability to support the EXTENDED_WRITE_SINGLE_BLOCK command. | For READ/WRITE Tags and, if 2-byte address mode is supported, additionally the write CMD is supported. |
| REQ-T5T-1-5 | The ability to support the SELECT command. | Optional feature. |
| REQ-T5T-1-6 | The ability to support the LOCK_SINGLE_BLOCK command. | Optional feature, to move the Tag from READ/WRITE to Read-Only Life Cycle State. |
| REQ-T5T-1-7 | If 2-byte address mode is supported, the ability to support the EXTENDED_LOCK_SINGLE_BLOCK command. | Optional feature, to move the Tag from READ/WRITE to Read-Only Life Cycle State. |
| REQ-T5T-1-8 | The ability to support the READ_MULTIPLE_BLOCK command. | Optional feature. |
| REQ-T5T-1-9 | If 2-byte address mode is supported, the ability to support the EXTENDED_READ_MULTIPLE_BLOCK command. | Optional feature. |

| T5T Number | Tag Mode Requirement | Remarks |
|-------------------|---|--|
| REQ-T5T-1-10 | The ability to support the special frame during Write-Alike command execution. | Optional feature. |
| REQ-T5T-2 | Compliant to at least one of the Life Cycle states, as defined in [T5T]. | Life Cycle State. |
| REQ-T5T-3 | The ability to contain at least the Capability Container and the NDEF TLV, as defined in [T5T]. | A T5T contains at least the CC and the NDEF TLV. |
| REQ-T5T-4 | The ability to support Mapping Version 1.x, as defined in [T5T]. | Valid versions: 1.0 – 1.9 |

5.10 Tag Performance Requirements

Table 15: Tag Performance Requirements

| Tag-Perf Number | Tag Mode Requirement | Remarks |
|------------------------|---|-----------------------------------|
| Tag-Perf-1 | The ability to successfully transmit an NDEF message in the compliance operating volume (see [ANALOG]), as defined in [PERF]. | Applies to T2T, T3T, T4T and T5T. |
| Tag-Perf-2 | Measuring the maximum distance of successful NDEF message transmission in the performance operating volume, as defined in [PERF]. | Applies to T2T, T3T, T4T and T5T. |

5.11 Requirements for NFC Forum Certification

Table 16: Test Requirements

| REQ-TST Number | Test Requirement | Remark |
|----------------|--|--|
| REQ-TST-1.A | Implementation of the Device Test Application for Reader/Writer mode, as defined in [DTA] for use during NFC Forum certification testing. | Besides NFC Forum certification testing, the management of the presence and visibility of the DTA during the lifetime of the NFC Forum Device is out of scope. |
| REQ-TST-1.B | Implementation of the Device Test Application for Initiator, as defined in [DTA] for use during NFC Forum certification testing. | In DTA Initiator is referred to Poll mode. Besides NFC Forum certification testing, the management of the presence and visibility of the DTA during the lifetime of the NFC Forum Device is out of scope |
| REQ-TST-1.C | Implementation of the Device Test Application for Target, as defined in [DTA] for use during NFC Forum certification testing. | In DTA Target is referred to Listen mode. Besides NFC Forum certification testing, the management of the presence and visibility of the DTA during the lifetime of the NFC Forum Device is out of scope. |
| REQ-TST-1.D | Implementation of the Device Test Application for Type 3 Tag Platform Listen mode, as defined in [DTA] for use during NFC Forum certification testing. | Besides NFC Forum certification testing, the management of the presence and visibility of the DTA during the lifetime of the NFC Forum Device is out of scope. |
| REQ-TST-1.E | Implementation of the Device Test Application for Type 4 Tag Platform Listen mode, as defined in [DTA] for use during NFC Forum certification testing. | Besides NFC Forum certification testing, the management of the presence and visibility of the DTA during the lifetime of the NFC Forum Device is out of scope. |

A. Specification Cross Reference

(Informative)

Table 17 shows the cross references between the requirements in this document and the relevant set of NFC Forum Technical Specifications.

Table 17: Cross Reference

| Number | | Relation | ANALOG | ACTIVITY | DIG PROT | LLCP | SNEP | NDEF | TxT | Comment |
|------------|-------------|------------------------|--------|----------|----------|------|------|------|-----|---|
| REQ | | | | | | | | | | |
| REQ-1 | | P2P RW CE (Opt.) | X | X | X | | | | | |
| REQ-2 | | Poll/Listen mode | | X | | | | | | Poll/Listen mode support. |
| REQ-3 | | | | X | | | | | | Tag and Device Detection |
| REQ-4 | | NFC-A, -B, -F | | X | X | | | | | Technology Detection Activity |
| REQ-5 | | VOID | | | | | | | | VOID |
| REQ-6 | | | | X | | | | | | Multiple Device/Tag Detection |
| REQ-7 | | | | | | | | X | | NDEF forming |
| REQ-8 | | | | | | | | X | | NDEF accepting |
| REQ-9.A | | | | | X | | | | | RATS/ATS restrictions |
| REQ-9.B | | | | | X | | | | | ALLB_REQ, ATTRIB, SENSB_RES restrictions |
| RF | | | | | | | | | | |
| REQ-RF-1 | | | X | | | | | | | Operating Volume |
| P2P | | | | | | | | | | |
| REQ-P2P-1 | REQ-P2P-1.1 | | | | X | | | | | Combination of Technology |

| Number | | | Relation | ANALOG | ACTIVITY | DIG PROT | LLCP | SNEP | NDEF | TxT | Comment | |
|----------------------|--------------|--------------|----------|--------|----------|----------|------|------|------|-----|--|---|
| | REQ-P2P-1.2 | | | | X | X | | | | | Detection, Collision Resolution and Data Exchange Activities. | |
| | REQ-P2P-1.3 | | | | | X | | | | | | |
| REQ-P2P-2 | REQ-P2P-2.1 | | | | | | X | | | | LLCP support | |
| | REQ-P2P-2.2 | | | | | | X | | | | | |
| REQ-P2P-3 | REQ-P2P-3.1 | | | | | | | X | | | SNEP support | |
| Reader/Writer | | | | | | | | | | | | |
| REQ-RW-1 | | | | | X | | | | | | Combination of Technology Detection, Collision Resolution and Data Exchange Activities | |
| | REQ-RW-1.1 | | | | | X | | | | X | | |
| | REQ-RW-1.2 | | | | | X | | | | X | | |
| | REQ-RW-1.3 | | | | | | X | | | | | X |
| | | REQ-RW-1.3.1 | | | | | X | | | | | X |
| | REQ-RW-1.4 | | | | | | X | | | | | X |
| | | REQ-RW-1.4.1 | | | | | X | | | | | |
| | | REQ-RW-1.4.2 | | | | | X | | | | | X |
| | REQ-RW-1.4.3 | | | | | | | | | X | | |
| REQ-RW-2 | | | | | X | | | | | | Combination of Technology Detection, Collision Resolution & Data Exchange Activities | |
| | REQ-RW-2.1 | | | | | X | | | | X | | |
| | REQ-RW-2.2 | | | | | X | | | | X | | |
| | REQ-RW-2.3 | | | | | | X | | | | | X |
| | | REQ-RW-2.3.1 | | | | | X | | | | | X |
| | REQ-RW-2.4 | | | | | X | | | | X | | |
| | REQ-RW-2.4.1 | | | | | X | | | | | | |

| Number | | | Relation | ANALOG | ACTIVITY | DIG PROT | LLCP | SNEP | NDEF | TxT | Comment |
|--|----------|--------------|----------|--------|----------|----------|------|------|------|-----------------|--------------------|
| | | REQ-RW-2.4.2 | | | | | | | | X | |
| Tag Platform and Tag Requirements | | | | | | | | | | | |
| Tag-1 | Tag-1.A | | | | X | X | | | | | NFC-A Tech Support |
| | Tag-1.B | | | | X | X | | | | | NFC-B Tech Support |
| | Tag-1.C | | | | X | X | | | | | NFC-F Tech Support |
| | Tag-1.C | | | | X | X | | | | | NFC-V Tech Support |
| | Tag-1.2 | | | | | X | | | | X | T2T Platform |
| | Tag-1.3 | | | | | X | | | | X | T3T Platform |
| | Tag-1.4A | | | | X | X | | | | | T4AT Platform |
| | Tag-1.4B | | | | X | X | | | | | T4BT Platform |
| | Tag-1.5 | | | | | X | | | | X | T5T Platform |
| T2T-1 | | | | | | | | | X | CMD set | |
| T2T-2 | | | | | | | | | X | Life Cycle | |
| T2T-3 | | | | | | | | | X | CC and NDEF | |
| T2T-4 | | | | | | | | | X | Mapping Version | |
| T3T-1 | | | | | | | | | X | CMD set | |
| T3T-2 | | | | | | | | | X | Life Cycle | |
| T3T-3 | | | | | | | | | X | NDEF | |
| T3T-4 | | | | | | | | | X | AIB presents | |
| T3T-5 | | | | | | | | | X | Mapping Version | |
| T4T-1 | | | | | | | | | X | Mapping Version | |
| T4T-2 | | | | | | | | | X | CMD set | |
| T4T-3 | | | | | | | | | X | Short Field | |
| T4T-4 | | | | | | | | | X | Extended Field | |

| Number | | | Relation | ANALOG | ACTIVITY | DIG PROT | LLCP | SNEP | NDEF | TxT | Comment |
|------------|--|--|----------|--------|----------|----------|------|------|------|-----|---|
| T4T-5 | | | | | | | | | | X | Live Cycle |
| T4T-6 | | | | | | | | | | X | APP, CC, NDEF |
| T5T-1 | | | | | | | | | | X | CMD Set |
| T5T-2 | | | | | | | | | | X | Live Cycle |
| T5T-3 | | | | | | | | | | X | CC and NDEF |
| T5T-4 | | | | | | | | | | X | Version Number |
| TST | | | | | | | | | | | |
| REQ-TST-1 | | | | | | | | | | | Certification testing requirements, see [DTA] |

B. Use Cases

(Informative)

Two broad categories of use cases were considered in identifying the requirements:

- Those in which the communication protocols are wholly defined by the NFC Forum
- Those in which an NFC Forum Device communicates with another device using compatible legacy protocols.

The use cases are described in the sections below and illustrated in the accompanying figures.

Figure 1 describes the conventions used in the figures below to indicate the roles of the different actors in the use cases. This usage is confined to the illustrations of the use cases in this document and does not indicate the general usage of the marks.




Figure 1: Conventions for Use Case Diagrams

B.1 NFC Forum Communication Use Cases

The use cases defined in this section deal with communication between an NFC Forum Device and another actor, as defined below. Interoperability on the communication level is ensured by the NFC Forum Certification Program.

1. An NFC Forum Device is able to communicate with another NFC Forum Device in NFC Forum Peer Mode. This is illustrated in Figure 2.

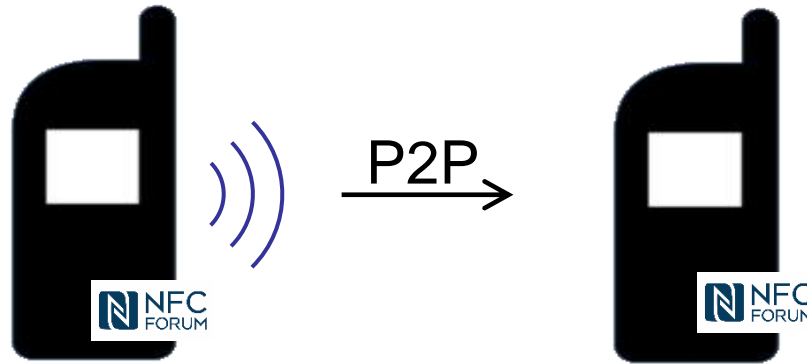


Figure 2: Two NFC Forum Devices Communicating in NFC Forum Peer Mode

2. An NFC Forum Device in NFC Forum Reader/Writer Mode is able to communicate with an NFC Forum Tag. The NFC Forum Tags were specified by the NFC Forum and specifications on how to operate these tags have been made available. This is illustrated in Figure 3.

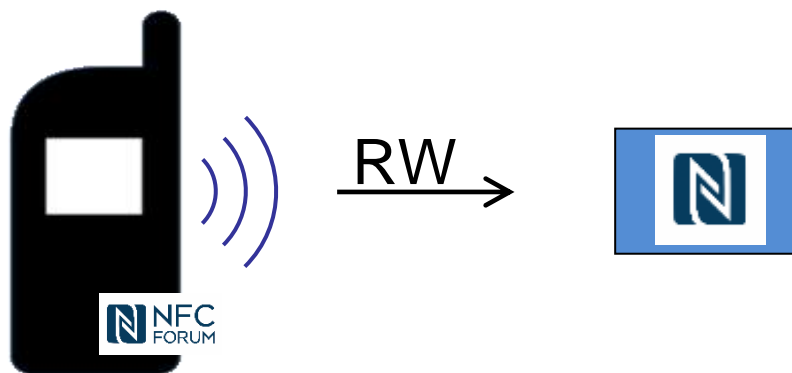


Figure 3: NFC Forum Device in NFC Forum Reader/Writer Mode Communicating with an NFC Forum Tag

3. An NFC Forum Device in NFC Forum Reader/Writer Mode is able to communicate with an NFC Forum Device emulating an NFC Forum Tag. This is illustrated in Figure 4.

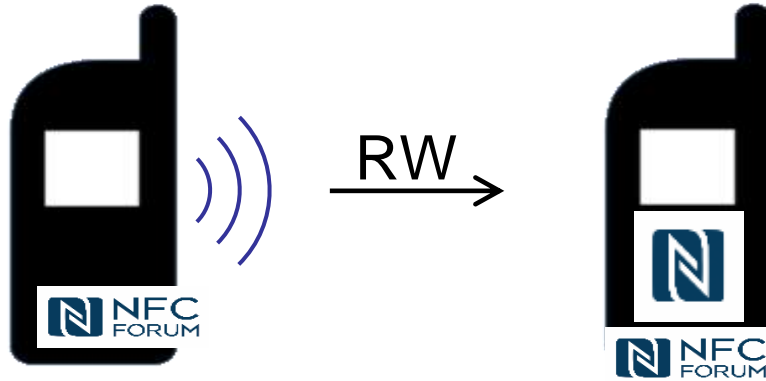


Figure 4: NFC Forum Device in NFC Forum Reader/Writer Mode Communicating with an NFC Forum Device in NFC Forum Card Emulation Mode

B.2 Legacy Communication Use Cases

The use cases defined in this section deal with communication between an NFC Forum Device and legacy systems that are not defined by the NFC Forum. However, parts of the implementation of an NFC Forum Device, such as the RF layer or lower layer protocols, are also used by legacy infrastructure.

The NFC Forum takes into account the possibility that requirements for some parts of the protocol stack might impact the usability of NFC Forum Devices within existing contactless infrastructure. Therefore the NFC Forum takes the needs of legacy systems into consideration when it specifies tests that involve parts of the protocol stack that are also relevant for legacy systems.

An NFC Forum Device in Reader/Writer Mode can communicate to an external smart card (SC) or other contactless card or tag that is supporting applications and protocols defined outside the NFC Forum. The smart card system is based on one of the technologies (ISO/IEC 14443A, ISO/IEC 14443B, and/or JIS X 6319-4) that is compatible with the technologies defined by the NFC Forum (NFC-A, NFC-B, and/or NFC-F). This is illustrated in Figure 5.

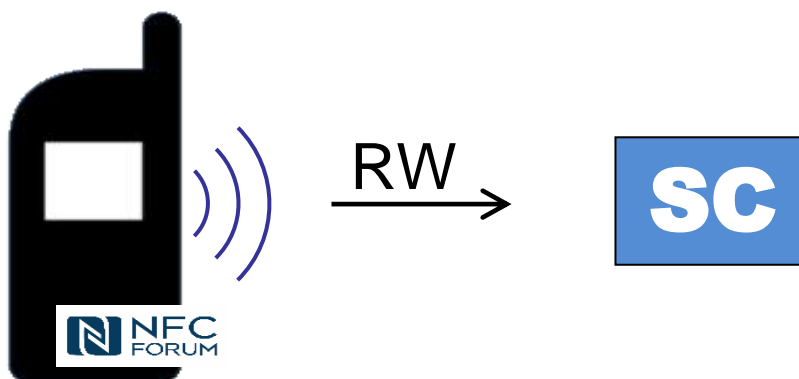


Figure 5: NFC Forum Device in NFC Forum Reader/Writer Mode Communicating with a SC

- An NFC Forum Device in Reader/Writer mode can communicate with another NFC Forum Device emulating a smart card (or other contactless card or tag) that supports applications and protocols defined outside of the NFC Forum. The smart card system is based on a technology defined by the NFC Forum (NFC-A, NFC-B, and/or NFC-F). This is illustrated in Figure 6.

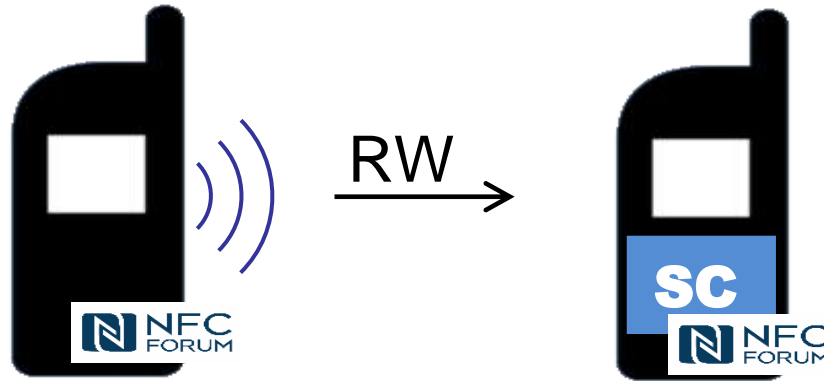


Figure 6: NFC Forum Device in NFC Forum Reader/Writer Mode Communicating with an NFC Forum Device Emulating a SC

- An NFC Forum Device emulating a smart card (or other contactless card or tag) can be accessed by an external reader/writer terminal. The smart card system is based on one of the technologies (ISO/IEC 14443A, ISO/IEC 14443B, and/or JIS X 6319-4) compatible with those defined by the NFC Forum (NFC-A, NFC-B, and/or NFC-F). This is illustrated in Figure 7.

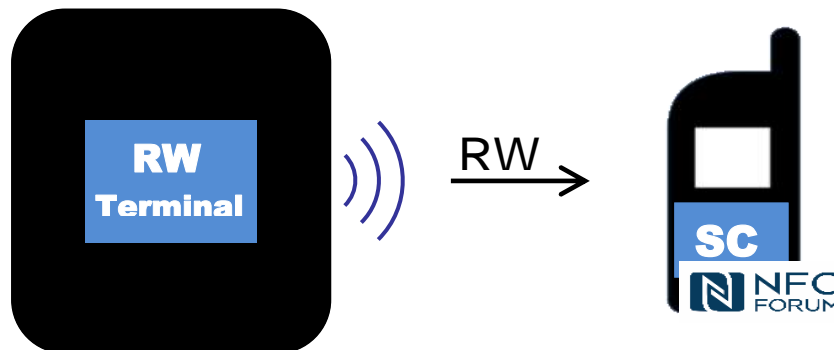


Figure 7: Reader/Writer Terminal and NFC Forum Device Emulating a SC

C. NFC Forum Architecture

(Informative)

C.1 NFC Forum Device

The NFC Forum defines an NFC Forum Device, which is within the scope of the NFC Forum. An NFC Forum Device supports at least one of the classes of NFC Forum Device defined in this document. The properties of each class are specified in this chapter.

Each class of NFC Forum Device complies with at least one of the sets of NFC Forum Interoperability Modules. These modules are defined in the main text of this document. Independent of the class of device, the NFC Forum Device can also include additional protocols and applications not defined by the NFC Forum. Currently the NFC Forum defines three classes of NFC Forum Device: NFC Universal Device, NFC Reader Device and NFC Tag Device.

C.1.1 NFC Universal Device

An NFC Universal Device is a device that implements at least the parts of the NFC Forum Protocol Stack that are relevant for the mandatory NFC Forum Interoperability Modules. It can additionally support optional parts of the stack.

The NFC Universal Device supports NFC Forum Reader/Writer Mode, NFC Forum Peer Mode, and may also support NFC Forum Card Emulation Mode.

The NFC Universal Device architecture is capable of being configured both for Polling and for Listening. It implements the following NFC Forum Interoperability Modules:

- Mandatory NFC Forum Interoperability Modules
 - Initiator Interoperability Module
 - Target Interoperability Module
 - Reader/Writer Interoperability Module
- Optional NFC Forum Interoperability Modules
 - Type 3 Tag Platform Interoperability Module
 - Type 4A Tag Platform Interoperability Module
 - Type 4B Tag Platform Interoperability Module.

C.1.2 NFC Reader Device

An NFC Reader Device is a device that implements at least the parts of the NFC Forum Protocol Stack that are relevant for the mandatory NFC Forum Interoperability Modules. It can additionally support optional parts of the stack.

The NFC Reader Device supports the NFC Forum Reader/Writer Mode and may support the NFC Forum Peer Mode (Initiator component). It does not implement the NFC Forum Peer Mode (Target component) or the NFC Forum Card Emulation Mode.

The NFC Reader Device architecture is capable of being configured for Polling but not for Listening. It implements the following NFC Forum Interoperability Modules:

- Mandatory NFC Forum Interoperability Modules
 - Reader/Writer Interoperability Module
- Optional NFC Forum Interoperability Modules
 - Initiator Interoperability Module.

C.1.3 NFC Tag Device

An NFC Tag Device is a device that does not implement the NFC Forum Protocol Stack. It does not support any of the NFC Forum Operation Modes (as are defined in Section C.3).

The NFC Tag Device architecture is capable of being configured for Listening but not for Polling.

The term *NFC Tag Device* is used when describing properties that are common to all NFC Tag Devices. But a given NFC Forum Device will normally be specific to a single type of tag, and will be named accordingly:

- NFC Type 1 Tag
- NFC Type 2 Tag
- NFC Type 3 Tag
- NFC Type 4A Tag
- NFC Type 4B Tag
- NFC Type 5 Tag.

An NFC Type 1 Tag implements components supporting all requirements defined in [T1T].

NOTE NFC Forum does not offer certification for the NFC Type 1 Tag.

An NFC Type 2 Tag implements the following NFC Forum Interoperability Modules:

- Mandatory NFC Forum Interoperability Modules
 - Type 2 Tag Interoperability Module.

An NFC Type 3 Tag implements the following NFC Forum Interoperability Modules:

- Mandatory NFC Forum Interoperability Modules
 - Type 3 Tag Platform Interoperability Module
 - Type 3 Tag Interoperability Module.

An NFC Type 4A Tag implements the following NFC Forum Interoperability Modules:

- Mandatory NFC Forum Interoperability Modules
 - Type 4A Tag Platform Interoperability Module
 - Type 4A Tag Interoperability Module.

An NFC Type 4B Tag implements the following NFC Forum Interoperability Modules:

- Mandatory NFC Forum Interoperability Modules
 - Type 4B Tag Platform Interoperability Module
 - Type 4B Tag Interoperability Module.

An NFC Type 5 Tag implements the following NFC Forum Interoperability Modules:

- Mandatory NFC Forum Interoperability Modules
 - Type 5 Tag Interoperability Module.

C.2 NFC Forum Protocol Stack

The NFC Forum Protocol Stack applies to an NFC Universal Device and an NFC Reader Device but not to an NFC Tag Device.

The NFC Forum Protocol Stack includes the communication protocols:

- between an NFC Universal Device in NFC Forum Peer Mode and
 - o another NFC Universal Device in NFC Forum Peer Mode.
- between an NFC Universal Device in NFC Forum Reader/Writer Mode and
 - o an NFC Tag Device
 - o a technology-compatible contactless smart card
 - o optionally another NFC Universal Device in NFC Forum Card Emulation Mode.
- optionally between an NFC Universal Device in NFC Forum Card Emulation Mode and
 - o another NFC Universal Device in NFC Forum Reader/Writer Mode
 - o an NFC Reader Device in NFC Forum Reader/Writer Mode
 - o a technology-compatible reader/writer terminal.
- optionally between an NFC Reader Device in NFC Forum Peer Mode (Initiator) and
 - o an NFC Universal Device in NFC Forum Peer Mode (Target).

This NFC Forum Protocol Stack design includes no assumptions about the implementation or overall architecture of an NFC Forum Device.

Table 18 maps the NFC Forum terminology used to define layers within the protocol stack in relation to the ISO/OSI defined protocol layers.

Table 18: OSI Protocol Stack Mapping

| ISO/OSI Layer | NFC Universal Device | NFC Reader Device | NFC Tag Device |
|---|--|--|----------------------------|
| L4 and up: Transport, Session, Presentation, Application | Type X Tag Operation, SNEP, NDEF, RTDs, Applications | Type X Tag Operation, SNEP, NDEF, RTDs, Applications | Type X Tag, NDEF, RTDs |
| L3: Network | None | None | None |
| L2: Data Link | LLCP | LLCP | None |
| | Digital Protocol, Activity | Digital Protocol, Activity | Digital Protocol, Activity |
| L1: Physical | Analog | Analog | Analog |

C.2.1 L1 and L2 - Analog and Digital Protocol Layers

The NFC Forum specifications that cover the analog [ANALOG] and digital protocol [DIGITAL_V1.1] layers are based on several other specifications, including:

- ISO/IEC 14443 standard series
- ISO/IEC 18092
- JIS X 6319-4.

[ACTIVITY_V1.1] defines a listen state machine and polling operations for all three Technology types.

Together, these specifications define how an NFC Forum Device communicates with other devices in the following ways.

- When in NFC Forum Peer Mode:
 - o Communication with an NFC Universal Device or NFC Reader Device using NFC-DEP running on either NFC-A or NFC-F Technology.
- When in NFC Forum Reader/Writer Mode:
 - o Communication with an NFC Universal Device using the appropriate Type X Tag Platform running on NFC-A (Type 4A Tag), NFC-B (Type 4B Tag) or NFC-F (Type 3 Tag) Technology
 - o Communication with an NFC Tag Device using the appropriate Type X Tag Platform running on NFC-A (Type 1, Type 2, or Type 4A Tag), NFC-B (Type 4B Tag) or NFC-F (Type 3 Tag) Technology
 - o Communication with an ISO/IEC 14443 smart card using Type X Tag Platform and ISO-DEP running on either NFC-A or NFC-B Technology
 - o Communication with a JIS X 6319-4 (FeliCa) smart card running on NFC-F Technology.

- When in NFC Forum Card Emulation Mode:
 - o Communication, using ISO-DEP running on either NFC-A or NFC-B Technology, with an NFC Universal Device, NFC Reader Device or a reader/writer that supports that capability
 - o Communication, using NFC-F Technology, with an NFC Universal Device, NFC Reader Device or a reader/writer that supports that capability.

C.2.2 L2 - Logical Link Control Protocol

The Logical Link Control Protocol (LLCP) data link layer of the NFC Forum protocol stack [LLCP] allows the upper protocol layers to have a reliable bidirectional data link over NFC-DEP and hides the target-initiator model from these upper layers.

LLCP is only used for P2P Communication. It provides an interface to NFC applications, but it can also be used as a foundation for network layers in existing protocol stacks, such as OBEX or TCP/IP.

C.2.3 L4 and Up – Type X Tag Operation

This transport layer includes the command sets needed to read from, or write to, the mandatory NFC Tag Device technologies and the NDEF Mapping that defines how the NDEF data are mapped within these command sets for the different types of NFC Tag Device. The command sets and NDEF data mappings are defined in [T1T], [T2T], [T3T] and [T4T].

C.2.4 L4 and Up – NDEF and RTDs

This presentation layer includes the NFC data exchange format [NDEF], record type definition [RTD], [URI], [TEXT], [SMARTPOSTER], [SIGNATURE], [VERB] and [DEVINFO].

Together these specifications describe a data format that is used to exchange information between two NFC Forum Devices that supports that capability, or between a NFC Forum Device and a reader/writer, tag, or smart card that supports that capability.

An RTD specifies the way NDEF is used by specific applications. For example, a smart poster application on a NFC Forum Device that supports that capability retrieves a universal resource identifier (URI) or a short message service (SMS) message. Therefore, [SMARTPOSTER] defines how the URI or SMS content is stored in an NDEF Message.

C.2.5 Protocol Partitioning

To assist with the implementation of some classes of NFC Forum Device, [NCI] defines an interface between a Device Host and an NFC Controller. The mechanisms defined in NCI allow the Device Host to manage an NFC Controller at different levels in the OSI Protocol Stack. NCI applies to an NFC Universal Device and an NFC Reader Device, but not to an NFC Tag Device.

C.3 Operation Modes

The NFC Forum Protocol Stack supports three different operation modes:

- The NFC Forum Peer Mode, which is used to communicate with an NFC Universal Device or optionally with an NFC Reader Device (Initiator).
- The NFC Forum Reader/Writer Mode, which reads from, and potentially writes to, an NFC Universal Device that is acting as a card emulator, or an NFC Tag Device. This mode also allows for communication with existing technology compatible smart cards.
- The NFC Forum Card Emulation Mode, which emulates the behavior of a smart card or tag. This optional mode allows for communication with an NFC Universal Device that is acting as a reader/writer, an NFC Reader Device, or with existing technology-compatible reader/writer terminals.

Section C.1 identifies which operation modes are implemented by each class of NFC Forum Device.

The following three sections and figures depict the protocol stack for each Operation Mode. The analog layer and digital protocol layer are common for all three modes. While the digital protocol layer of the stack is depicted as a single layer, it is defined in two separate specifications, [DIGITAL_V1.1] and [ACTIVITY_V1.1].

C.3.1 NFC Forum Peer Mode

A Peer Mode capable NFC Forum Device is able to communicate with another Peer Mode capable NFC Forum Device using NFC-DEP, as defined in [DIGITAL_V1.1]. The device uses the procedures defined in [LLCP] to establish and manage the link. Figure 8 shows the NFC Forum Peer Mode architecture.

The service discovery protocol defined in [LLCP] is used to identify the common services supported by both NFC Forum Devices.

The simple NDEF exchange protocol defined in [SNEP] is a protocol for exchanging NDEF Messages between peer applications on different NFC Forum Devices.

Upper-level protocols registered with the NFC Forum can be bound to LLCP using bindings defined by the NFC Forum. Upper-level protocols not registered with the NFC Forum can also be bound to LLCP using proprietary bindings.

All peer applications will communicate with peer applications on another NFC Forum Device using one of these underlying protocols.

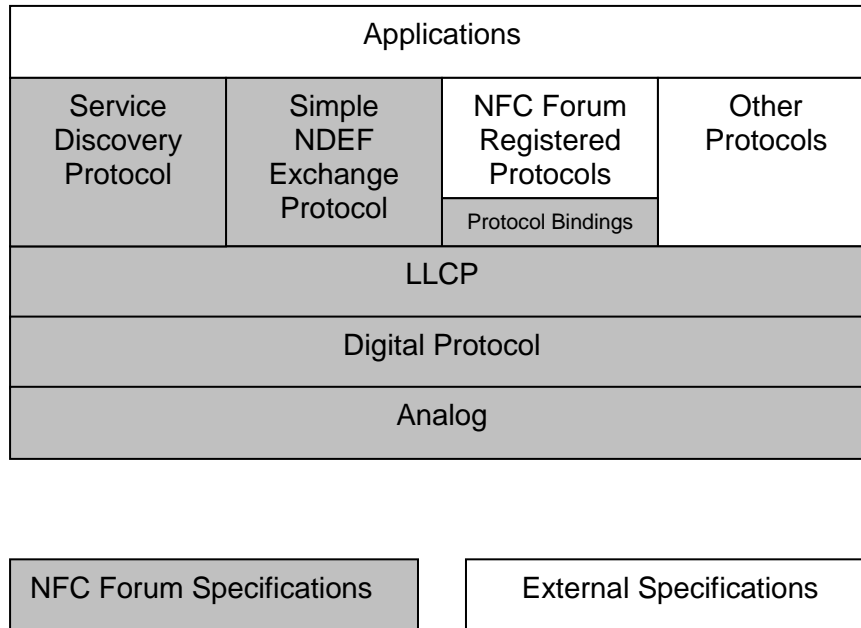


Figure 8: Peer Mode Architecture

C.3.2 NFC Forum Reader/Writer Mode

A Reader/Writer Mode capable NFC Forum Device is able to communicate with an NFC Tag Device. In this mode the Tag Operation parts of all four mandatory Type X Tag specifications are supported. Figure 9 shows the NFC Forum Reader/Writer Mode architecture.

If the device supports an NDEF Application, it can exchange data with an NFC Tag Device using the NFC Forum-defined message coding format.

If the device supports third-party NDEF applications, it can exchange data with an NFC Tag Device using the third-party defined message coding format.

The device can also support non-NDEF reader/writer applications that can use the underlying layers to communicate with a variety of components (smart cards, memory cards, tags, etc.) that are compliant with one of the contactless Technology types.

An NFC Forum Device supports the RF interfaces (NFC-A, NFC-B and NFC-F) defined in [ANALOG] and [DIGITAL_V1.1]. It establishes communication using the poll mode operations in [ACTIVITY_V1.1], then performs application level communication using the Tag Operation defined in [T1T], [T2T], [T3T] and [T4T].

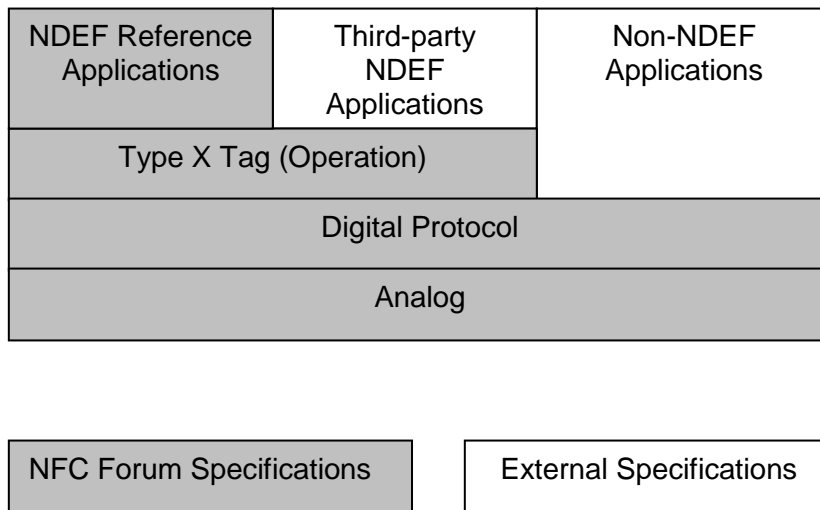


Figure 9: Reader/Writer Mode Architecture

C.3.3 NFC Forum Card Emulation Mode

An NFC Forum device that is NFC Forum Card Emulation Mode capable behaves as a smart card or tag in front of either another NFC Forum Device that implements the Reader/Writer Mode or a conventional technology-compatible reader/writer. This mode includes the emulation of memory cards, tags and smart cards. The emulation of smart cards is intended mainly for portable devices that can be conveniently presented to reader/writers.

Using this mode, existing technology-compatible terminal infrastructures (e.g., for payment and ticketing) can communicate with an NFC Forum Device that supports NFC Forum Card Emulation Mode. Figure 10 shows the architecture of the Card Emulation Mode.

The behavior of an NFC Forum Device in NFC Forum Card Emulation Mode is described using a state machine defined in [ACTIVITY_V1.1].

If the device supports an NDEF Application, it can exchange data with a reader/writer using the NFC Forum-defined message coding format.

If the device supports third-party NDEF applications, it can exchange data with a reader/writer using the third-party defined message coding format.

The device can also support non-NDEF smart card applications that can employ the underlying layers to communicate with a reader/writer using the application-specific messages.

Since NFC Forum Card Emulation Mode is an optional feature, it will not necessarily be supported by an applicable NFC Forum Device.

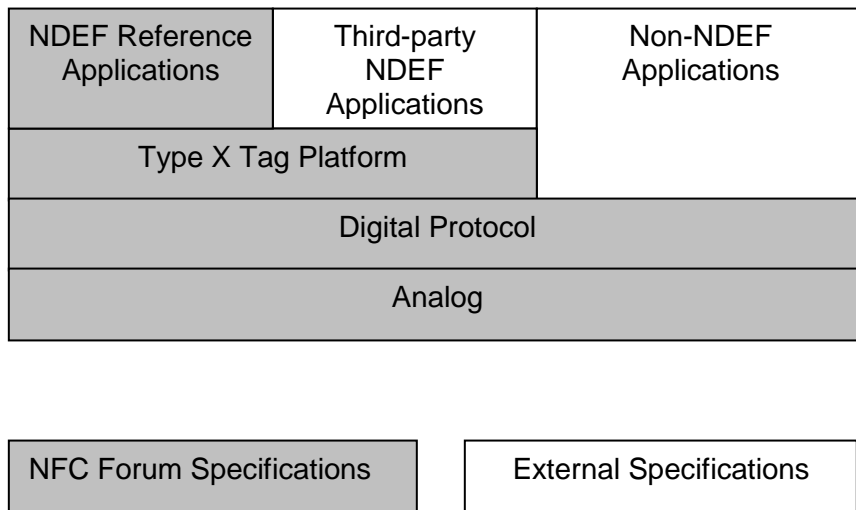


Figure 10: Card Emulation Mode Architecture

C.4 Device Architecture

Figure 11 and Figure 12 show the architecture of an NFC Forum Device when the device is Polling (Figure 11) or Listening (Figure 12) at the point when another device is detected in its proximity. Each block identifies an activity to be performed, and the activities depend on the behavior of the device(s) in the proximity of the NFC Forum Device.

Section C.1 describes which configurations are possible for each class of NFC Forum Device.

NOTE Before starting an activity, the adjacent activity listed below has to be completed.

NOTE All P2P Communication uses LLCP.

All NFC Tag Device applications are based on NDEF. If a device also supports proprietary non-NDEF applications, these are out of scope of the NFC Forum.

C.4.1 Polling Architecture

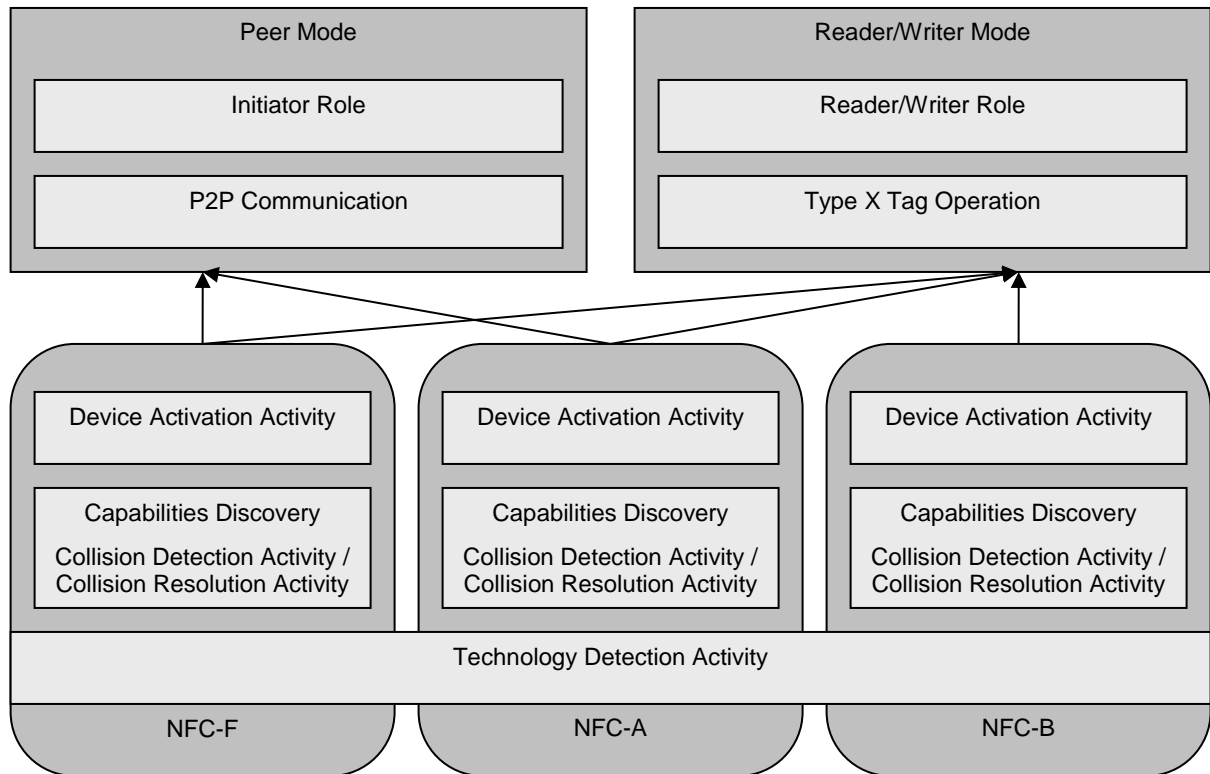


Figure 11: Polling Architecture

Starting from the bottom, Figure 11 shows three different contactless technologies: NFC-A, NFC-B and NFC-F.

The Technology Detection Activity determines which Technology is supported by the listening device(s) in the proximity of the NFC Forum Device.

Each Technology has its own Collision Resolution Activity and capability discovery activities, which provide similar functionality using technology-specific commands. The Device Activation Activity which establishes the communication link is protocol-specific.

After setting all communication parameters, the device either engages with another NFC Forum Device in direct P2P Communication (note that P2P Communication is not possible with the NFC-B Technology), or it engages with an NFC Tag Device.

The P2P Communication is shown on the top left side of the figure. The activities in NFC Forum Peer Mode comprise the use of NFC-DEP data exchange and LLCP. Application-specific activities on top of LLCP are not displayed. At this point, the device is an NFC-DEP Initiator.

The Tag Operation part of the Type X Tag is shown on the top right side of the figure. The activities in NFC Forum Reader/Writer Mode comprise the use of the appropriate tag commands and NDEF applications. Application specific activities on top of NDEF are not displayed. At this point, the device is a Reader/Writer.

Reader/Writer Communication is allowed with devices other than one of the Type X Tag Platforms and whose data is not formatted according to NDEF (for example, communicating with payment or transit contactless smart cards), although out of scope of the NFC Forum.

In all cases, the protocol-specific Device Deactivation Activity can be used to close the link to the remote device.

C.4.2 Listening Architecture

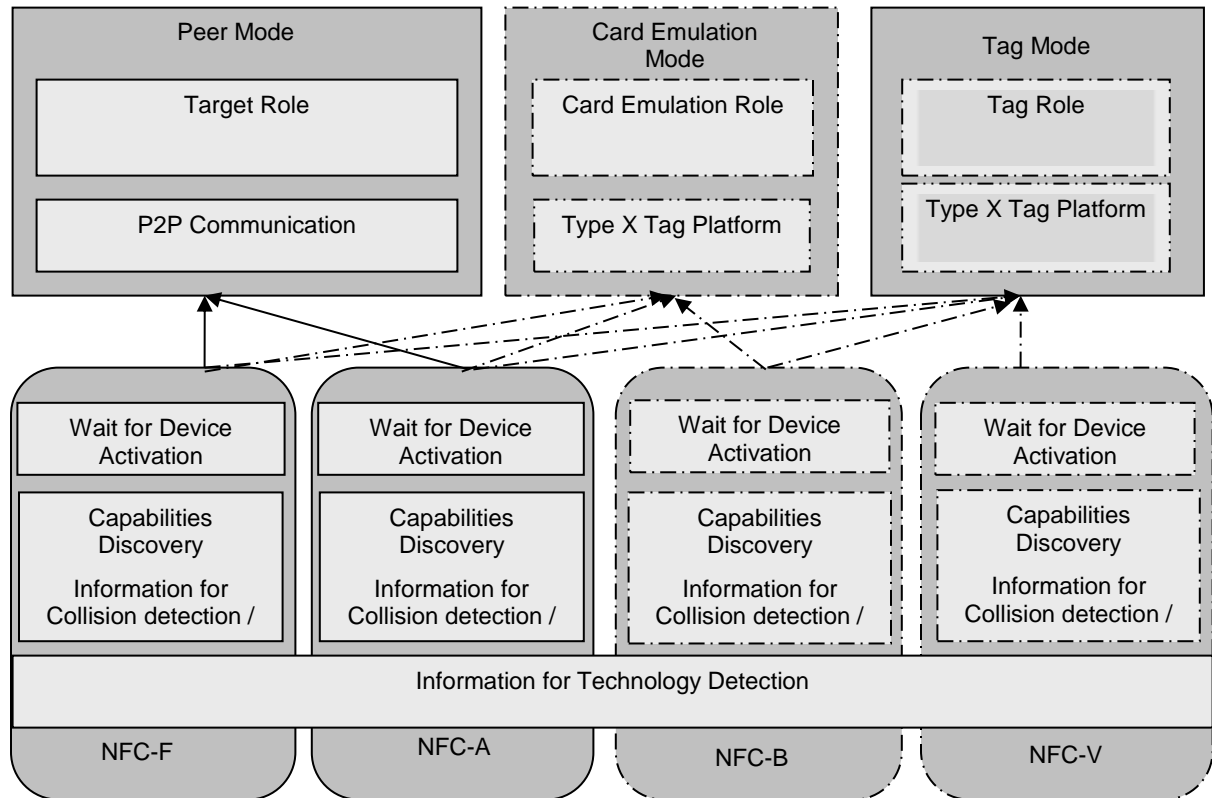


Figure 12: Listening Architecture

Starting from the bottom, Figure 12 shows four different contactless technologies: NFC-F, NFC-A, NFC-B, and NFC-V.

NOTE An NFC Universal Device will not listen for NFC-V technology, and an NFC Universal Device that does not support NFC Forum Card Emulation Mode, or that supports NFC Forum Card Emulation Mode but not the NFC-B based Technology, will not listen for NFC-B Technology.

The configuration of the Listener determines whether it responds to poll commands sent during the Technology Detection Activity, and the parameters sent in the responses. The response to further commands during the Technology Detection, Collision Resolution, and Device Activation activities proceeds according to the Listen State Machine.

After setting all communication parameters, the device either engages with another NFC Forum Device in direct P2P Communication, or, if the NFC Universal Device supports NFC Forum Card Emulation Mode or if it is a NFC Tag Device, it engages with a Reader/Writer and will respond to the Tag Operation part of the Type X Tag.

The P2P communication is shown on the top left side of the figure. The activities in NFC Forum Peer Mode comprise the use of the NFC-DEP data exchange protocol and LLCP. Application-specific activities on top of LLCP are not displayed. At this point, the device is an NFC-DEP Target.

For a device that supports NFC Forum Card Emulation Mode, the Type X Tag Platform is shown in the top middle side of the figure. The activities of an NFC Universal Device in NFC Forum Card Emulation Mode comprise the use of the appropriate commands for the Platform. At this point, the device is emulating a Type X Tag.

An NFC Tag Device supports the Tag mode for at least one technology and Type X Tag Platform, as shown on the top right side of the figure. The activities of a NFC Tag Device comprise the use of the appropriate commands for the supported Type X Tag Platform.

D. Revision History

Table 19 outlines the revision history of the “Devices Requirements” document.

Table 19: Revision History

| Document Name | Revision and Release Date | Status | Change Notice | Supersedes |
|----------------------|-------------------------------|--------|---|-------------------------------|
| Device Requirements | Version 1.0, April 2012 | Final | Initial Publication | - |
| Device Requirements | Version 1.1, May 2012 | Final | Update references to latest available NFC Forum specifications, add clarification on specific specification versions listed, updated figure of NFC Forum Card Emulation Mode, added more precise requirements for the NFC Forum Peer Mode, NFC Forum N-Mark related text update, applied some minor text clarifications | Version 1.0, April 2012 |
| Device Requirements | Version 1.2, July 2012 | Final | Removed Section 1.3 with the Interim Exceptions; High level requirements for ANALOG added; Added the reference to the RTD; Minor editorial corrections. | Version 1.1, May 2012 |
| Device Requirements | Version 1.3, December 2013 | Final | Added requirement for the support of DTA and updated the DTA version | Version 1.2, July 2012 |
| Device Requirements | Version 1.4.01, March 2016 | Final | v1.4.00, July 2015 Addition of high level requirements for version 1.1 of DIGITAL and ACTIVITY 1.4.01, Feb 2016 - new logo included in all occurrences - editorial improvements | Version 1.3, December 2013 |
| Device Requirements | Version 1.5.02, February 2017 | Final | v1.5.01, September 2016 Update to incorporate ANALOG v2.0 for Certification Release 10 v1.5.02, February 2017 Added [ARCHITECTURE] in section 1.4. Changed http link in Appendix C. | Version 1.4.01, March 2016 |
| Devices Requirements | Version 2.0.00, August 2017 | Final | Addition of NFC Tag and Reader Device classes as well as Tag Performance requirements. | Version 1.5.02, February 2017 |